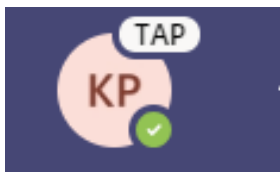


Translating messages in Teams

To set the language you want to use in Teams, open the settings by clicking on your profile picture/icon at the top right-hand side of the screen.



Once you have you clicked into the settings, then click into the “General” tab:

Settings

⚙️ General

In here, you will see the option to set your language for the Teams app. Use the drop down to select your language.

Language

Restart to apply language settings.

App language

English (United Kingdom) ▾

Keyboard language overrides keyboard shortcuts.

English (United States) ▾

Enable spell check

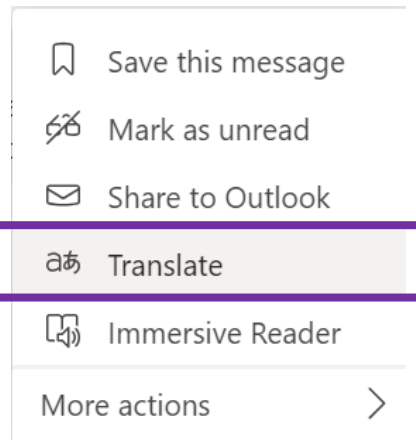
Translating a message

If you receive a message on Teams that is in another language, whether it's from a channel or a chat, you can translate that message.

To do so, hover over the message and click on the three dots beside the message,  then click "Translate"

Kimberley Totten 09:55


bonjour, avez-vous vu les papiers que je vous ai envoyés?



Kimberley Totten 09:55 

hello, have you seen the papers I sent you?

To change the message back to its original language, you can follow the above steps, but instead of clicking "Translate" you will click "See original message"

 See original message